


# EMBA McKinley

## Jumbo Flexo Folder Gluers



The Heavyweight Choice



Berg Group

# Its BIG, it's reliable, it's the

## The EMBA McKinley Jumbo will produce


### **Solid Machine**

When you approach the EMBA McKinley Jumbo you immediately become aware of its true capabilities -advanced design, outstanding productivity, rugged reliability, precision, speed and improved operator interface.

The EMBA McKinley Jumbo machine design allows for the fast set up of orders and easy maintenance, giving the boxmaker increased uptime running production.

And with full computer control of the key axes, the machine is ready for set up just after the last box clears the downstacker

The EMBA McKinley Jumbo is an exceptional box making machine. Straight, precisely printed, correctly slotted and die cut sheets will be glued and folded into high quality boxes at a rate that will easily surpass your current production benchmarks.





# EMBA McKinley Jumbo!

better boxes, faster and with more profit.


## Championship Quality

The EMBA McKinley Jumbo is the heavyweight champion of our product line.

## Easy to operate

The EMBA McKinley Jumbo is easy to operate. Self-tutoring control settings minimize the need for supervision and manual intervention. Utilizing an advanced ergonomic design, the operator controls, computer screens, and safety

devices are where they need to be. Operators are free to concentrate on quality and production. The machine can store thousands of jobs in its memory. Once the job information is stored, the machine can repeat the settings and produce a one box setup. Self-diagnostic fault tracing reduces downtime for many maintenance situations. Uptime is the key to a profitable operation and this Champion will win every shift.



*The computerisation is highly developed and the EMBA McKinley Jumbo is very easy to work with. The risk for human errors is practically eliminated and order set-ups are fast and easy.*

